

Recycling



Grand Teton National Park
Employee Housing



At Grand Teton, we are working to divert 60% of our waste from landfills by 2030 as part of the Zero Landfill Initiative. Help us by doing your part!

Teton County has a **source-separated** recycling system. Use the recycling bins in your housing unit to separate items by material, then sort items into the appropriate compartments at the recycling containers. Use this guide to prevent **contamination**— food/liquid residue or missorted items can cause an entire recycling load to be thrown out. Make sure your items are recycled by rinsing and sorting appropriately.

Sort your recyclables by:



Glass

- Brown bottles and jars
- Green, blue, clear bottles and jars



Cans

- Aluminum cans
- Steel and tin cans



Plastic

- #1 bottles and jugs
- #2 bottles and jugs



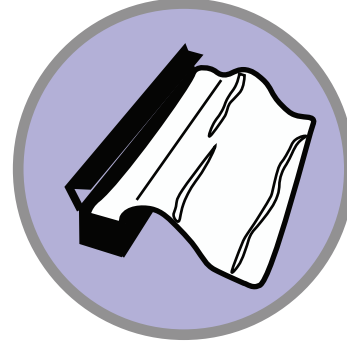
Phonebooks
Paperback books



Plastic bags
Plastic wrap



Paper



Aluminum foil
Aluminum pie tins



Magazines
Catalogs
Newspaper

Everything else: goes to the landfill over 100 miles away



Plastics

- #1 & 2 containers
- All plastics #3-7
- Plastic clamshells
- Plastic cups
- Yogurt containers

Paperboard

- 6 Pack boxes
- Cereal boxes
- Granola bar boxes
- Paper cups

Cartons


- Egg cartons
- Juice cartons
- Milk cartons

Others


- Compostable cups
- Compostable utensils
- Eco-friendly takeout containers
- Non-corrugated cardboard
- Pizza boxes

Don't Forget...

Recycling containers are located in the headquarters parking lot, as well as in employee housing areas.



Recycle clean, corrugated cardboard in headquarters.



Remove all caps from bottles, jars and jugs. Dispose of caps separately.



Remove all items from bags or bins before recycling.



Recycle additional items in Jackson, including:
Electronics
Household hazardous waste
Textiles, & more!

For more information, visit: go.nps.gov/tetongreen